

January- June 2007 Results

July 24th, 2007

Disclaimer

This document contains additional non-compulsory forward-looking statements on intentions or expectations of the Company as of the date of its publication whose only purpose is to provide further information on perspectives on future performance.

Such forward-looking statements do not constitute any guarantee of future performance and involve risks and uncertainties as well as other important factors that could cause actual developments or results to differ essentially from those expressed in our forward-looking statements.

Analysts and investors in particular as well as any other persons or entities who must take decisions or give advise on investments in the Company should not place undue reliance on those forward-looking statements.

The financial information contained in this document has been prepared under International Financial Reporting Standards (IFRS). This financial information is unaudited and, therefore, subject to potential future modifications.

Viscofan: 1H07 highlights

- +47.9% Net profit 1H07 vs. 1H06
- Strong consolidated EBITDA margin growth: 20.3% in 1H07 (+2.8 p.p. vs. 1H06) boosted by higher production efficiencies in the casing business.
- +57.2% y-o-y recurrent EBITDA growth, with €52MM during 1H07.
- Revenues: €255MM, despite the strong depreciation of the US$ against the € during 1H07.

Consolidated Results

Strong growth along the P&L…

MM €	2Q07	% y-o-y	1H07	% y-o-y	% y-o-y ex-forex[1]
Revenues	130.5	+3.5%	254.7	+3.4%	+6.1%
EBITDA	26.7	+38.3%	51.7	+20.0%	+22.0%
EBITDA margin	*20.4%*	*+5.1 p.p.*	*20.3%*	*+2.8 p.p.*	
EBIT	17.3	+53.1%	33.1	21.8%	+23.9%
Profit before taxes	16.1	+77.1%	29.7	+30.0%	
Net profit[2]	13.0	+77.5%	22.6	+47.9%	

[1] y-o-y growth excluding changes in foreign exchange used for consolidation purposes

[2] During 2Q07, some tax credits have been registered, reducing therefore the consolidated tax rate

Consolidated Results

… boosted by the improvement of the recurrent results

Recurrent P&L (MM €)

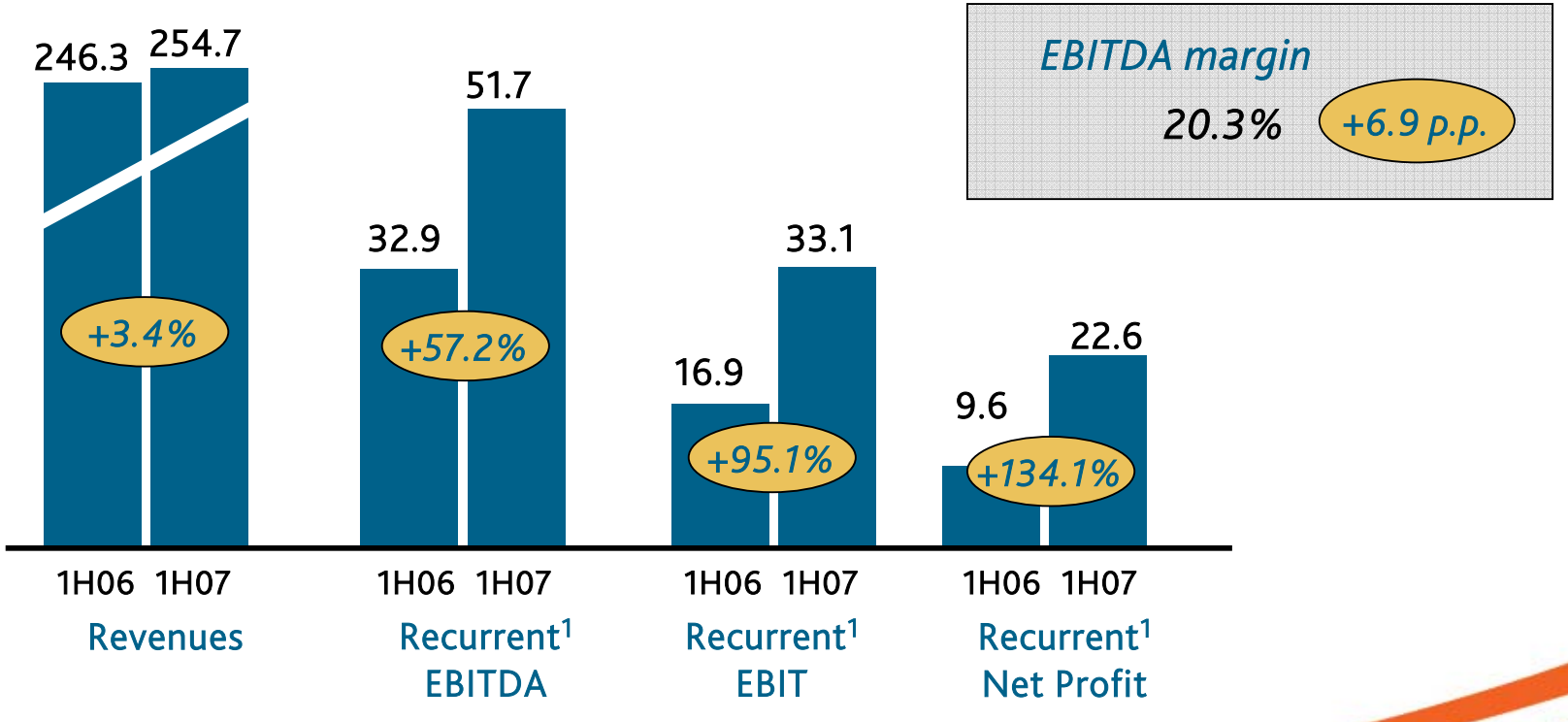

[1] y-o-y growth excluding non-recurrent results accounted during 2006.

Consolidated Results

Enhancing margin improvements every Quarter

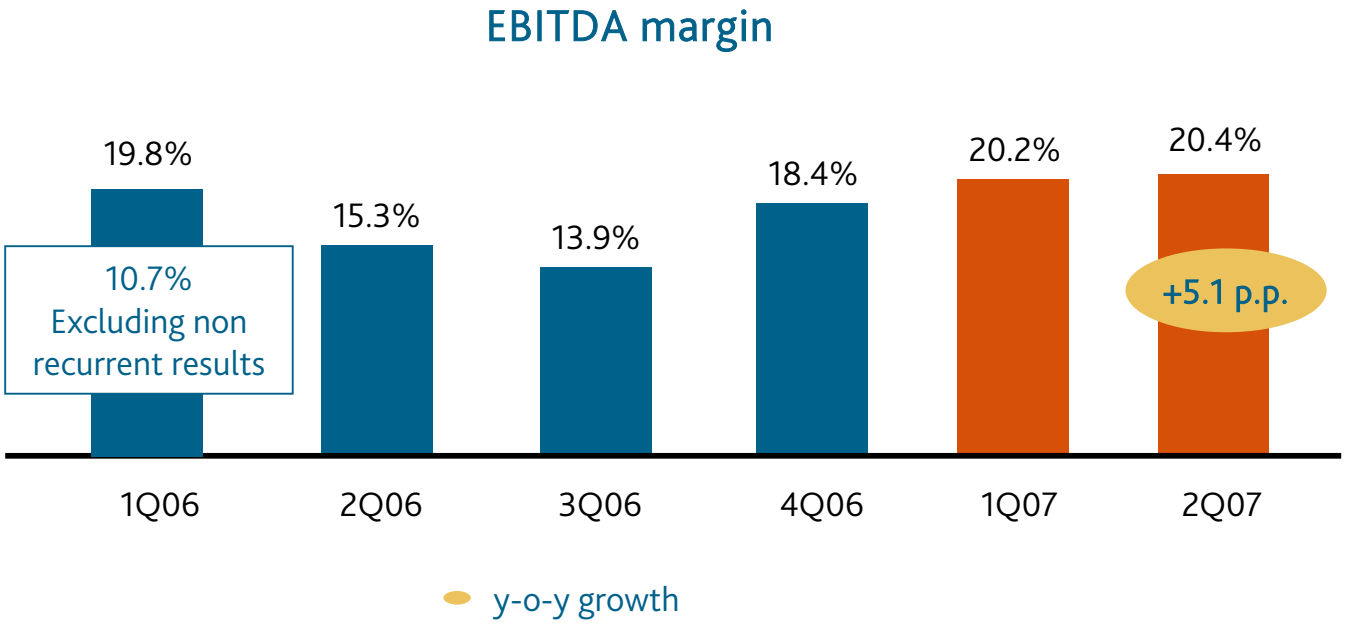

Casing business 1H07

Outstanding EBITDA growth…

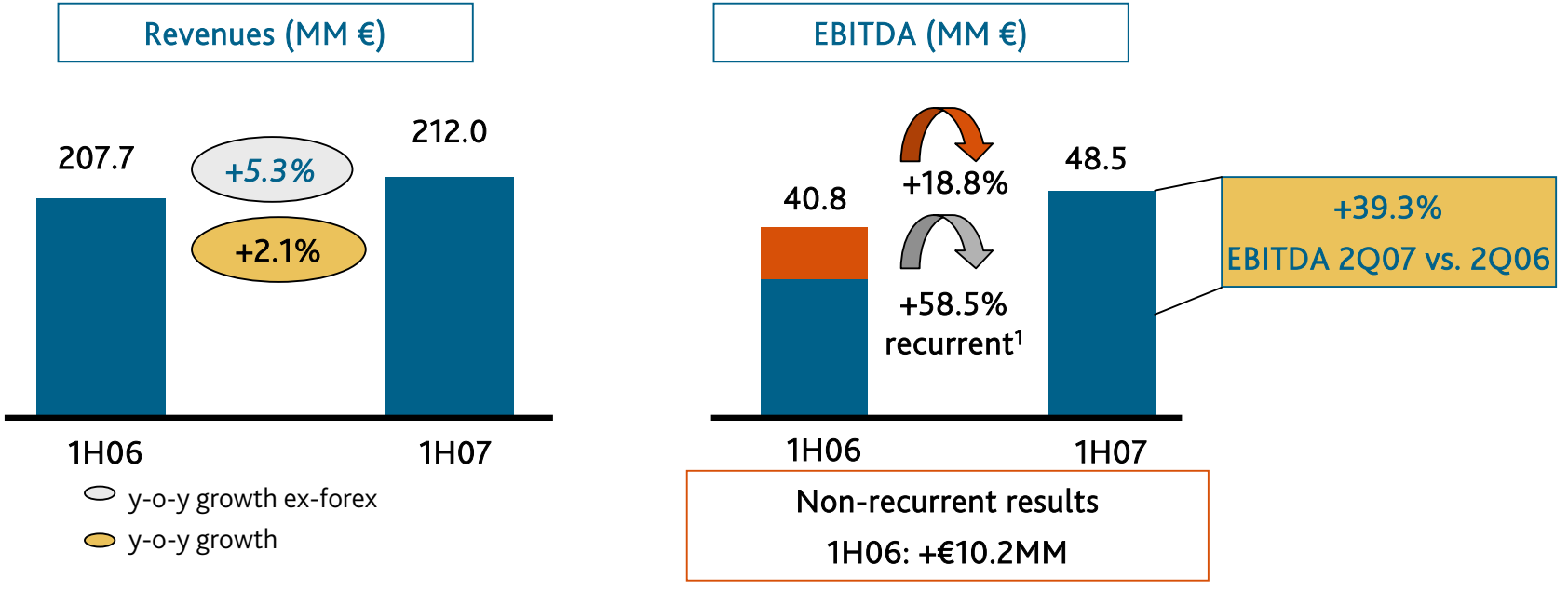

Significant EBITDA growth backed by lower cost of supplies and containment in personnel costs .

[1] y-o-y growth excluding non-recurrent results accounted during 2006.

Casing business 1H07

… with significant improvements in profitability and efficiency…

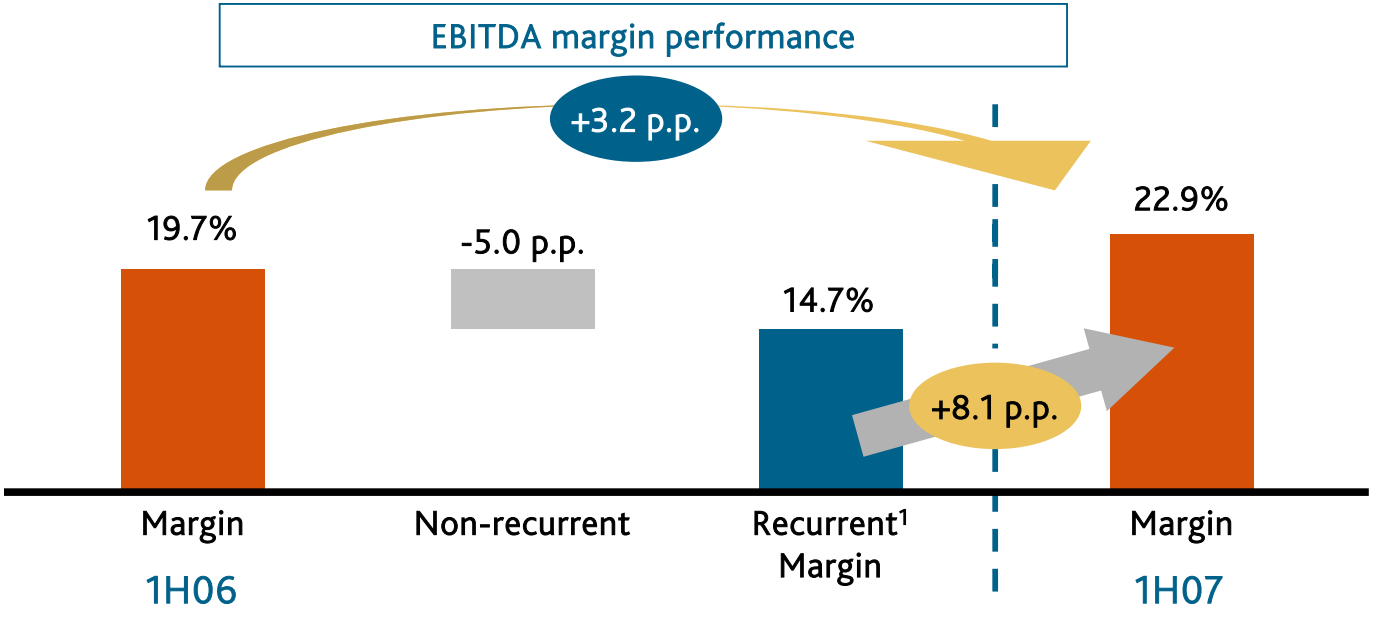

EBITDA margin boosted by efficiency improvements and better competitive costs in plastic production.

[1] Recurrent margin excludes results due to the Group restructuring carried out during 2006

Casing business 1H07

… translated to the EBIT and Net profit

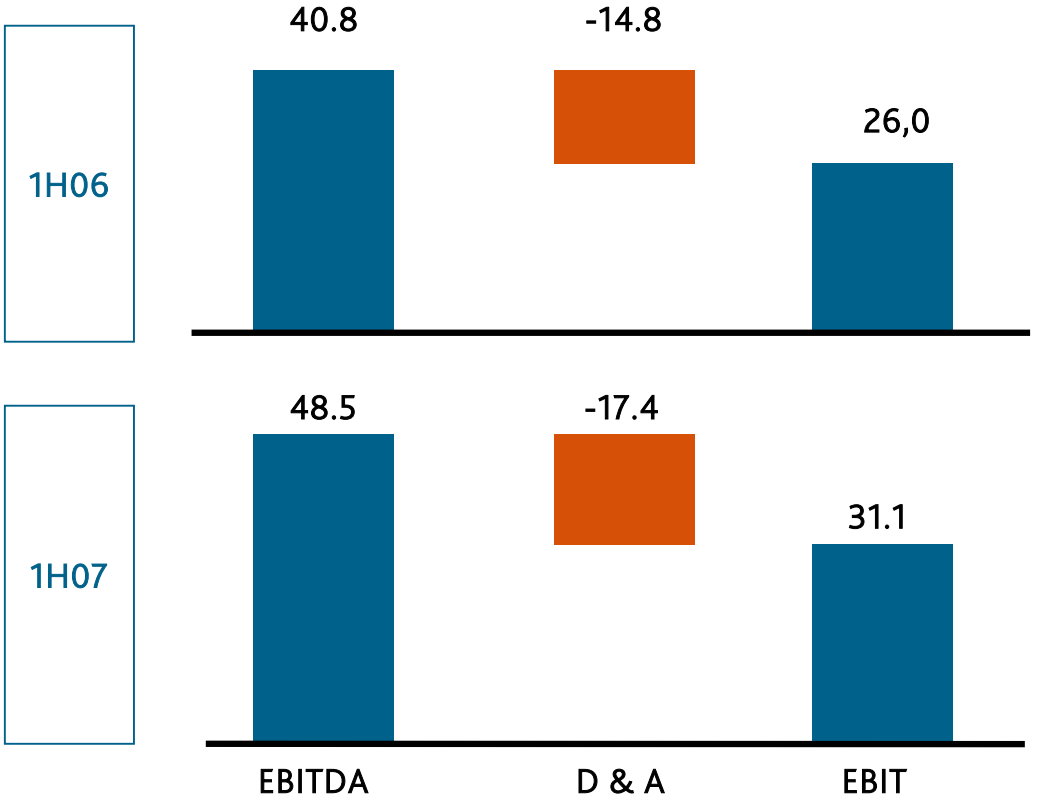

% y-o-y	+18.8%	+17.5%	+19.5%

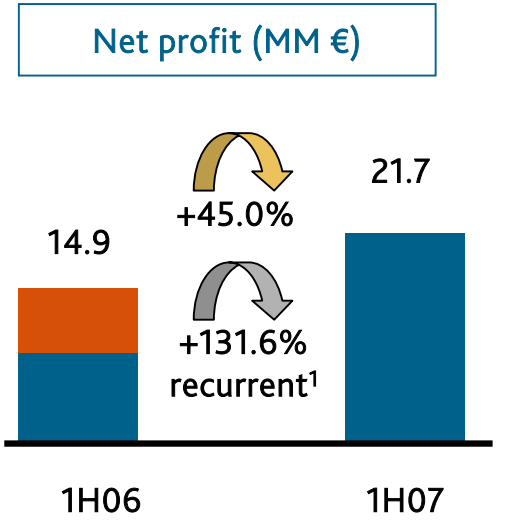

[1] y-o-y growth excluding non-recurrent results accounted during 2006.

Preserved vegetables business 1H07

Strengthening leadership and margins

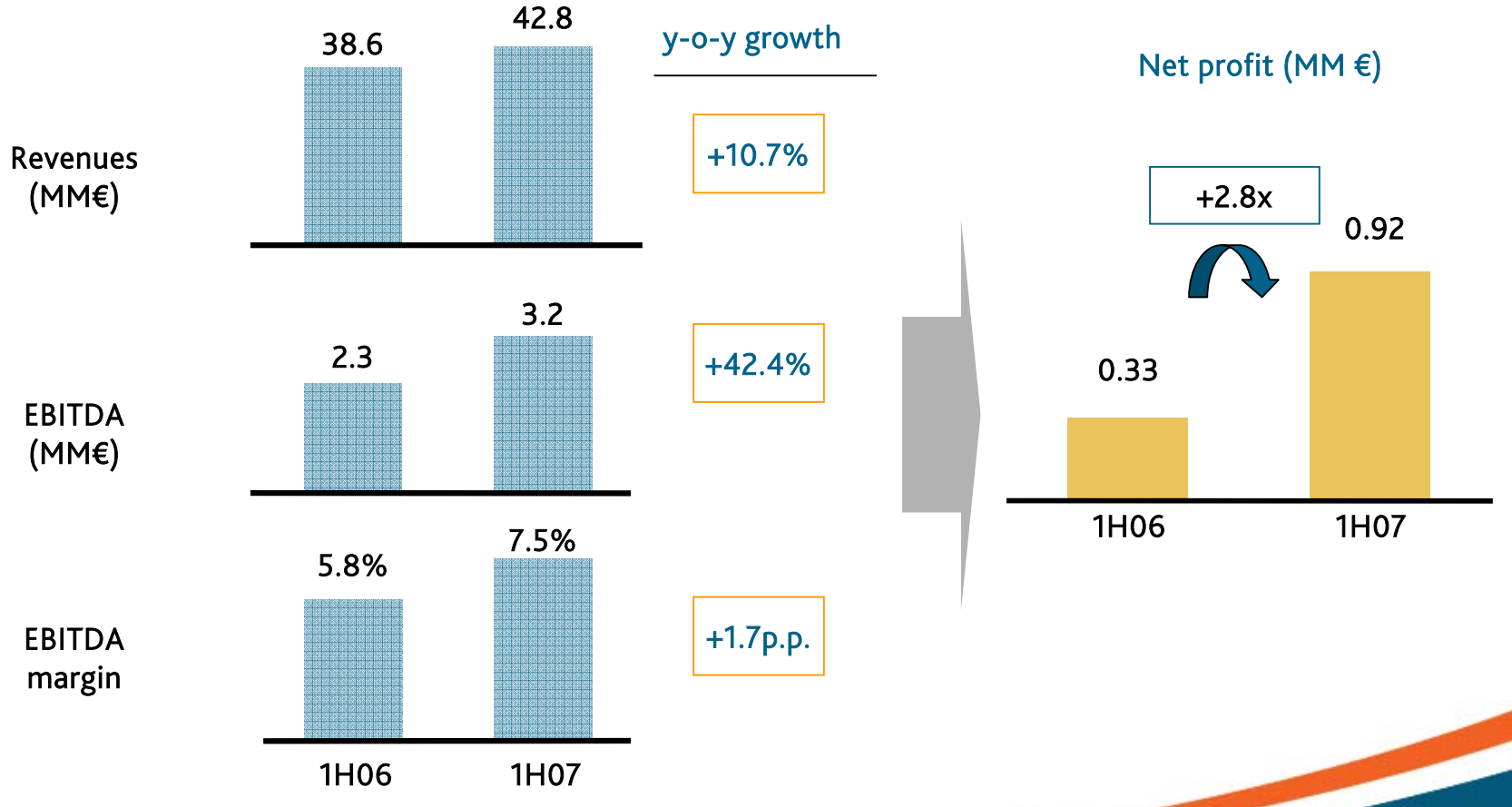

Viscofan Group: Financial result and Debt

Financial result breakdown (MM €)

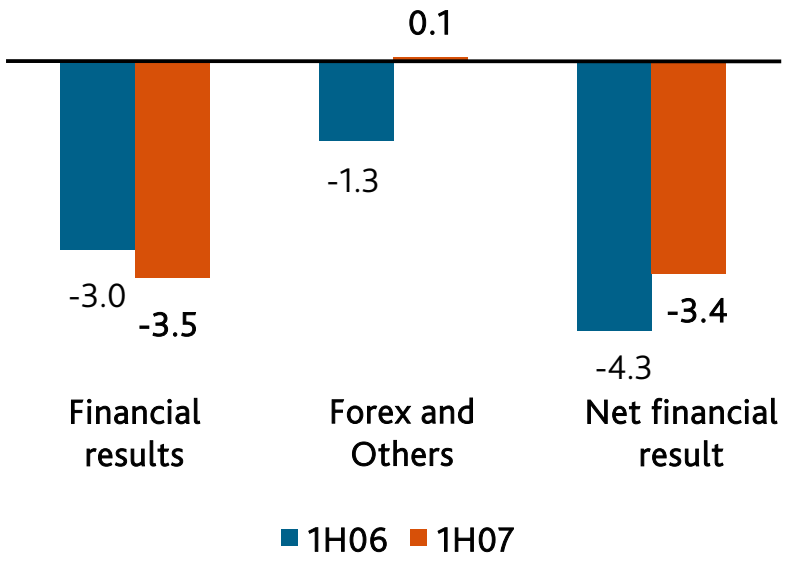

Debt and Net Debt (MM €)

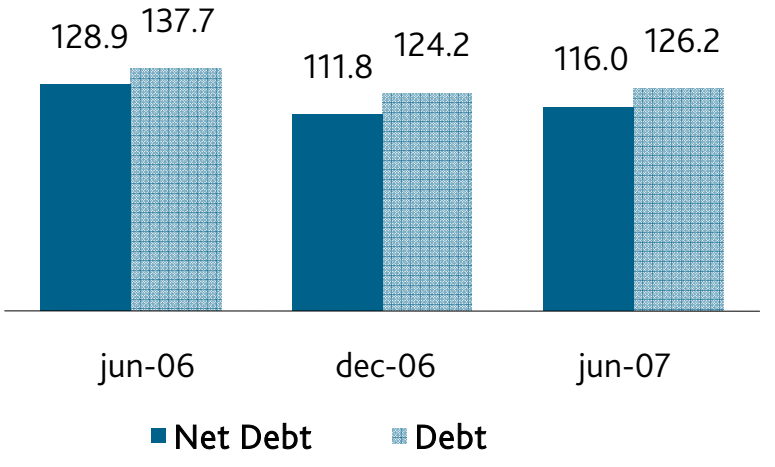

Improvement of the Net financial result, with the positive Forex and Others more than offsetting the higher cost of debt. Solid financial situation remains, with a gearing of 41.7%.

New guidance 2007

Better expectatives, with a more profitable growth

	% y-o-y	% y-o-y (previous)
Revenues	2%-4%	5%-8%
EBITDA	18%-23%	9%-14%
EBIT	33%-42%	16%-24%
Net profit	28%-34%	15%-21%
Capex	<€36MM	

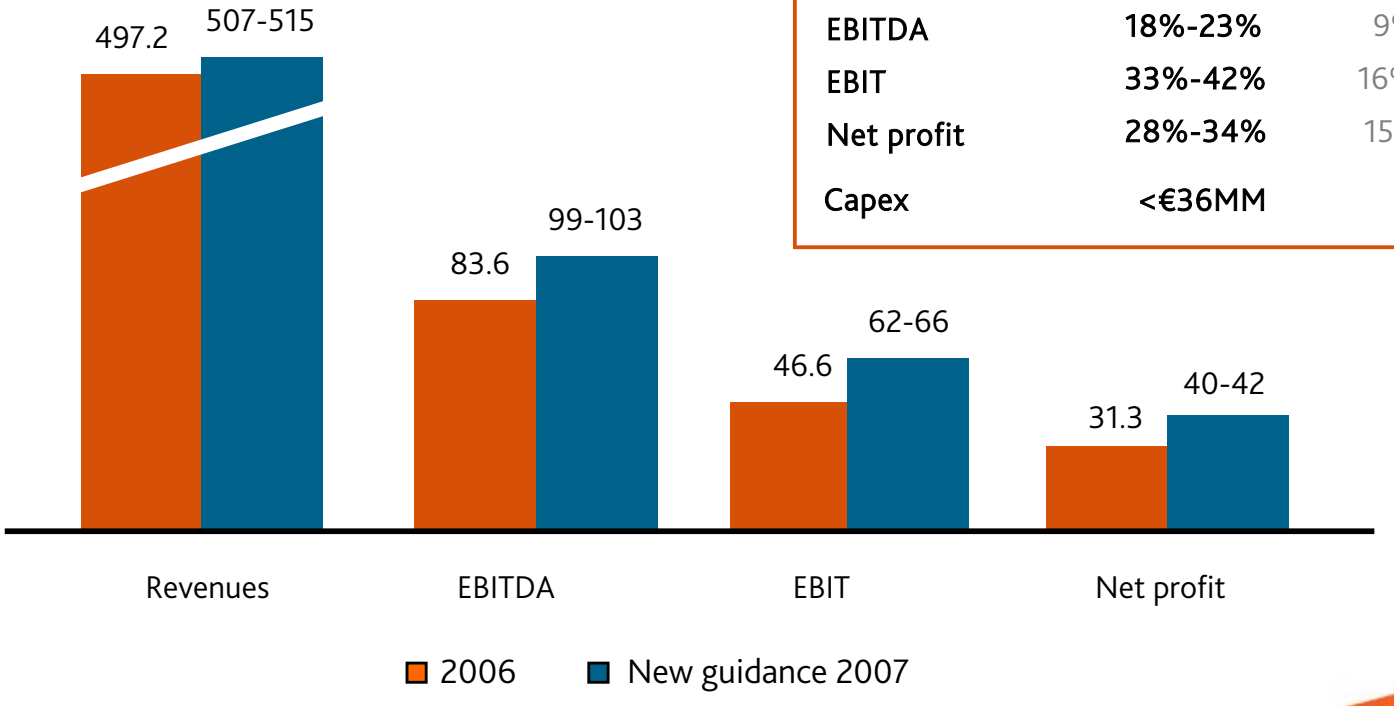

To sum up…

- Excellent results of the initiatives aiming to improve Group profitability: Efficiency in the manufacturing process, know-how transfer and cost containment.
- Revenue growth based on demand stability and price wise policies, eroded by the strong depreciation of the US$ against the €.
- Strengthen preserved vegetables business results boosted by Carretilla brand.
- Better guidance for 2007 as a consequence of the strong increase in the Group profitability.